

October 18, 2018

MS. ANGELINA S. ESCUDERO

State Auditor IV
Audit Team Leader
COA-TESDA Main Office
Taguig City

Dear Auditor Escudero:


We are respectfully submitting the following Budget and Financial Accountability Reports (BFARs) for the quarter ending September 30, 2018:

1. Statement of Appropriations, Allotments, Obligations, Disbursements and Balances (SAAODB) – FAR No. 1
2. Statement of Appropriations, Allotments, Obligations, Disbursements and Balances by Object of Expenditures (SAAODBOE) – FAR No. 1-A
3. Statement of Approved Budget, Utilizations, Disbursements and Balances (SABUDB) – FAR No. 2 (for Off-Budget Fund)
4. Summary of Approved Budget, Utilizations, Disbursements and Balances by Object of Expenditures (SABUDBOE) – FAR No. 2-A (for Off-Budget Fund)
5. Quarterly Report of Revenue and Other Receipts – FAR No. 5

Please acknowledge receipt hereof.


Very truly yours,

EMELY Q. TESORO
Chief Accountant




Particulars	UACS CODE	Appropriation			Allotments					Current Year Obligations					Current Year Disbursements					Balances			
		Authorized Appropriation	Adjustments (Transfer To/From, Realignment)	Adjusted Appropriations	Allotments Received	Adjustments (Withdrawal, Realignment)	Transfer To	Transfer From	Adjusted Total Allotments	1st Quarter Ending March 31	2nd Quarter Ending June 30	3rd Quarter Ending Sept. 30	4th Quarter Ending Dec. 31	Total	1st Quarter Ending March 31	2nd Quarter Ending June 30	3rd Quarter Ending Sept. 30	4th Quarter Ending Dec. 31	Total	Unreleased Appropriations	Unobligated Allotment	Unpaid Obligations (15-20) = (23+24)	
																						Due and Demandable	Not Yet Due and Demandable
1	2	3	4	5=(3+4)	6	7	8	9	10=(6+7)+8+9	11	12	13	14	15=(11+12+13+14)	16	17	18	19	20=(16+17+18+19)	21=(5-10)	22=(18-19)	23	24
expenditures	01104105		181,577.00	181,577.00	181,577.00				181,577.00					181,577.00			181,577.00		181,577.00				
Purpose	4000000000000000		181,577.00	181,577.00	181,577.00				181,577.00					181,577.00			181,577.00		181,577.00				
Tax Expenditure Fund	4014500000000000		181,577.00	181,577.00	181,577.00				181,577.00					181,577.00			181,577.00		181,577.00				
MOOE			181,577.00	181,577.00	181,577.00				181,577.00					181,577.00			181,577.00		181,577.00				
III. Special Purpose Fund			8,161,404.00	8,161,404.00	28,161,404.00		(20,000,000.00)		8,161,404.00	3,400,159.29	447,517.03	4,313,723.47		8,161,399.79	3,400,159.29	447,517.03	4,231,064.94		8,078,741.26		4.21		82,658.53
Contingent Fund	01101402				20,000,000.00		(20,000,000.00)																
Purpose	4000000000000000				20,000,000.00		(20,000,000.00)																
Contingent Fund	4004000000000000				20,000,000.00		(20,000,000.00)																
Fund Subsidies for Contingencies	4004000000001000				20,000,000.00		(20,000,000.00)																
CO					20,000,000.00		(20,000,000.00)																
Pension and Gratuity Fund	01101407		8,161,404.00	8,161,404.00	8,161,404.00				8,161,404.00	3,400,159.29	447,517.03	4,313,723.47		8,161,399.79	3,400,159.29	447,517.03	4,231,064.94		8,078,741.26		4.21		82,658.53
Purpose	4000000000000000		8,161,404.00	8,161,404.00	8,161,404.00				8,161,404.00	3,400,159.29	447,517.03	4,313,723.47		8,161,399.79	3,400,159.29	447,517.03	4,231,064.94		8,078,741.26		4.21		82,658.53
Pension and Gratuity Fund	4008000000000000		8,161,404.00	8,161,404.00	8,161,404.00				8,161,404.00	3,400,159.29	447,517.03	4,313,723.47		8,161,399.79	3,400,159.29	447,517.03	4,231,064.94		8,078,741.26		4.21		82,658.53
For payment of retirement and terminal leave benefits	4008000000002000		4,065,029.00	4,065,029.00	4,065,029.00				4,065,029.00		43,787.07	4,021,239.12		4,065,026.19		43,787.07	3,938,580.59		3,982,367.66		2.81		82,658.53
PS			4,065,029.00	4,065,029.00	4,065,029.00				4,065,029.00		43,787.07	4,021,239.12		4,065,026.19		43,787.07	3,938,580.59		3,982,367.66		2.81		82,658.53
For payment of monetization of leave credits	4008000000004000		4,096,375.00	4,096,375.00	4,096,375.00				4,096,375.00	3,400,159.29	403,729.96	292,484.35		4,096,373.60	3,400,159.29	403,729.96	292,484.35		4,096,373.60		1.40		
PS			4,096,375.00	4,096,375.00	4,096,375.00				4,096,375.00	3,400,159.29	403,729.96	292,484.35		4,096,373.60	3,400,159.29	403,729.96	292,484.35		4,096,373.60		1.40		
GRAND TOTAL		4,788,884,000.00	(3,441,263,732.80)	1,347,620,267.20	4,890,695,981.00		(3,469,606,713.80)		1,221,089,267.20	195,847,793.55	131,718,535.48	132,281,852.40		459,848,181.43	111,077,092.06	127,453,508.46	166,704,821.74		405,235,422.26	126,531,000.00	761,241,085.77		54,612,759.17
PS		312,089,000.00	8,161,404.00	320,250,404.00	193,719,404.00				193,719,404.00	57,718,176.47	53,979,894.54	45,538,018.98		157,236,089.99	47,366,043.15	52,613,406.90	46,753,852.19		146,733,302.24	126,531,000.00	36,483,314.01		10,502,787.75
MOOE		4,334,976,000.00	(3,389,425,136.80)	945,550,863.20	4,335,157,577.00		(3,389,606,713.80)		945,550,863.20	131,033,407.28	77,738,640.94	85,943,833.42		294,715,881.64	63,711,048.91	67,743,891.76	119,950,969.55		251,405,910.22	650,834,981.56			43,309,971.42
FinEX																							
CO		141,819,000.00	(60,000,000.00)	81,819,000.00	161,819,000.00		(80,000,000.00)		81,819,000.00	7,096,209.80		800,000.00		7,896,209.80		7,096,209.80			7,096,209.80		73,922,790.20		800,000.00

Certified Correct:


WILMA F. ROQUE
 Budget Officer


Date:

Certified Correct:


EMELY Q. TESORO
 Chief Accountant


Date:

Recommended By:


MA. MAGDALENA P. BUTAD
 Director, FMS

Date:

Approved By:


PILAR G. DE LEON
 Director IV-AS
 Chief of Services for Administration
 Date: